

Georgetown County Sheriff's Office Annual Report 2007



Sheriff A. Lane Cribb

**430 North Fraser St.
Georgetown S.C. 29440**

**Mailing Address
PO Box 1292 Georgetown S.C. 29442**

Phone (843) 546-5102

www.gcsheriff.org

Georgetown County Sheriff's Office Mission Statement

It is the mission of Georgetown County to provide quality services to the general public in a courteous and efficient manner contributing to the health, safety, and welfare of all.

Our primary duty is to protect the life and property of all citizens in Georgetown County. It is the goal of the Georgetown County Sheriff's Office to reduce both crime and the fear of crime throughout Georgetown County. We seek to fortify the public's trust from which our authority is derived.

I. Geographic Area

Georgetown County Geographic Area	814.86 square miles
Inland Waterways in Georgetown Co.	220 miles
Atlantic Ocean Coast Line	Approx. 50 miles
Incorporated Areas	City Of Georgetown Town of Andrews Town of Pawleys Island

Source: S.C. Department of Natural Resources website

II. Demographic Profile

Population: **55,797 (2000 Census)**
60,860 (2006 Estimate)

White	33,307
Black or African American	21,541
Other	949
Population included in the above race categories who are Hispanic	919
Persons per square mile	68.5

Total Housing Units: 28,282

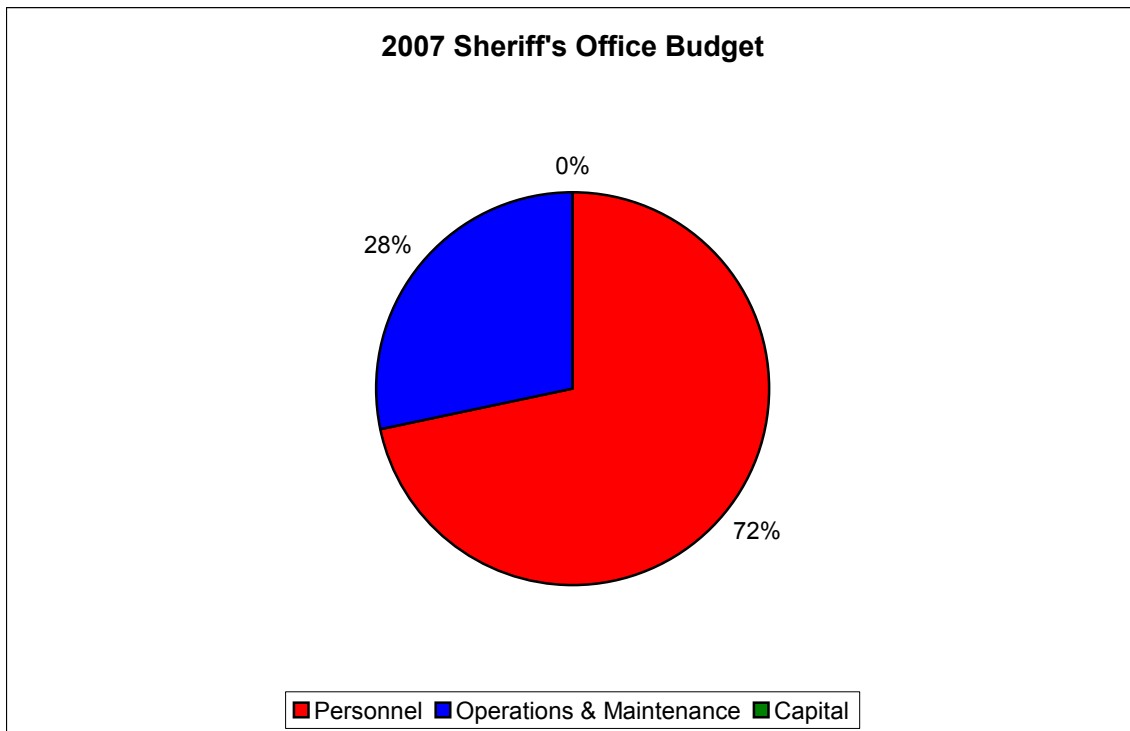
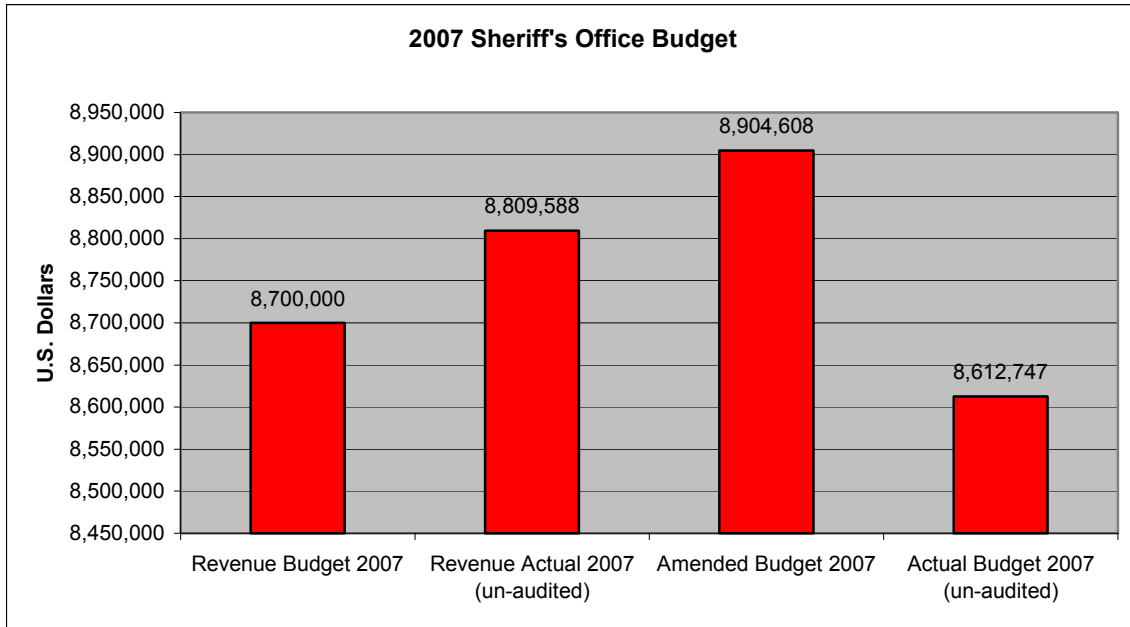
Source: U.S. Census Bureau, Census 2000

III. Sheriff's Office Overview

During the 2007 year, the Georgetown County Sheriff's Office and Detention Center employed 82 sworn deputy positions, 45 correction officer positions and 12 civilian positions. The employees provided the following services and functions: patrol all areas of Georgetown County, respond to calls for service, conduct criminal investigations, investigate illegal narcotic distributions, possession and manufacturing, serve criminal warrants and civil papers, protect and provide security at the courthouse and courts in the county, provide security at area schools, patrol the waterways of Georgetown County, provide security at the Port of Georgetown, operate a homeland security and emergency preparedness program, manage the Georgetown County 9-1-1 Emergency Communications Center, house and secure prisoners in Georgetown County, transport prisoners and mental patients throughout the state and country, and provide other law enforcement functions as needed and prescribed by law.

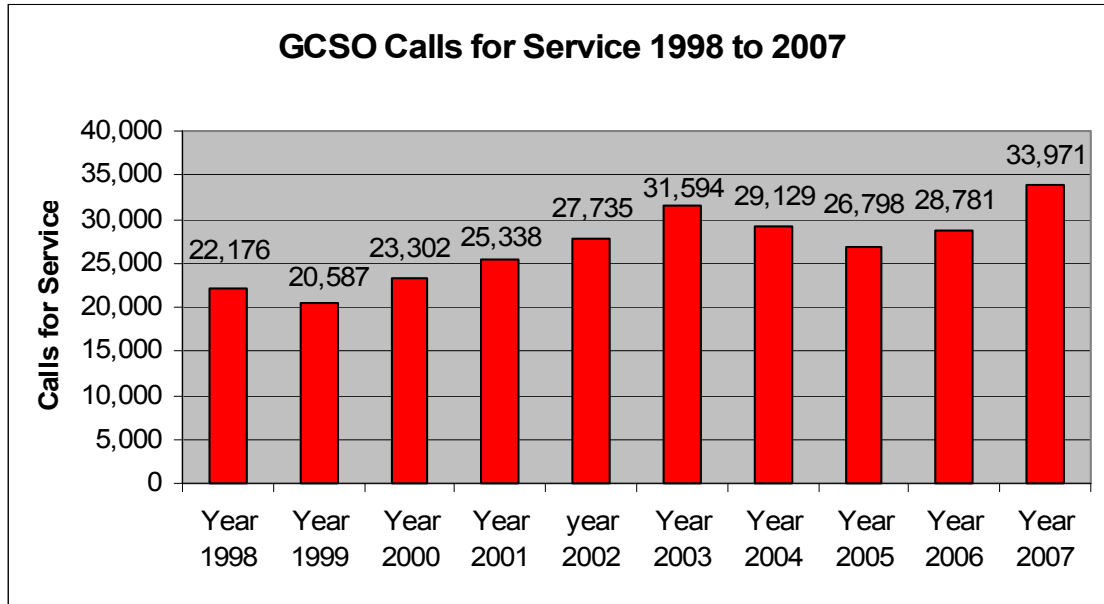
IV. Georgetown County Sheriff's Office Budget

The Georgetown County Sheriff's Office FY 2007 amended budget was \$8,904,608.00, while the FY 2007 actual budget (un-audited) was \$8,612,747.00. Personnel costs accounted for 72% of the GCSO budget. The following graph shows the budgeted revenue, actual revenue, amended budget, and actual budget. The second graph shows the percent breakdown of the GCSO budget.



V. 2007 Georgetown County Sheriff's Office Statistics

The Georgetown County Sheriff's Office responded to **33,971** calls for service in 2007. This was an increase of **18%** over 2006. Below is a comparison of calls for service from 1998 to 2007:



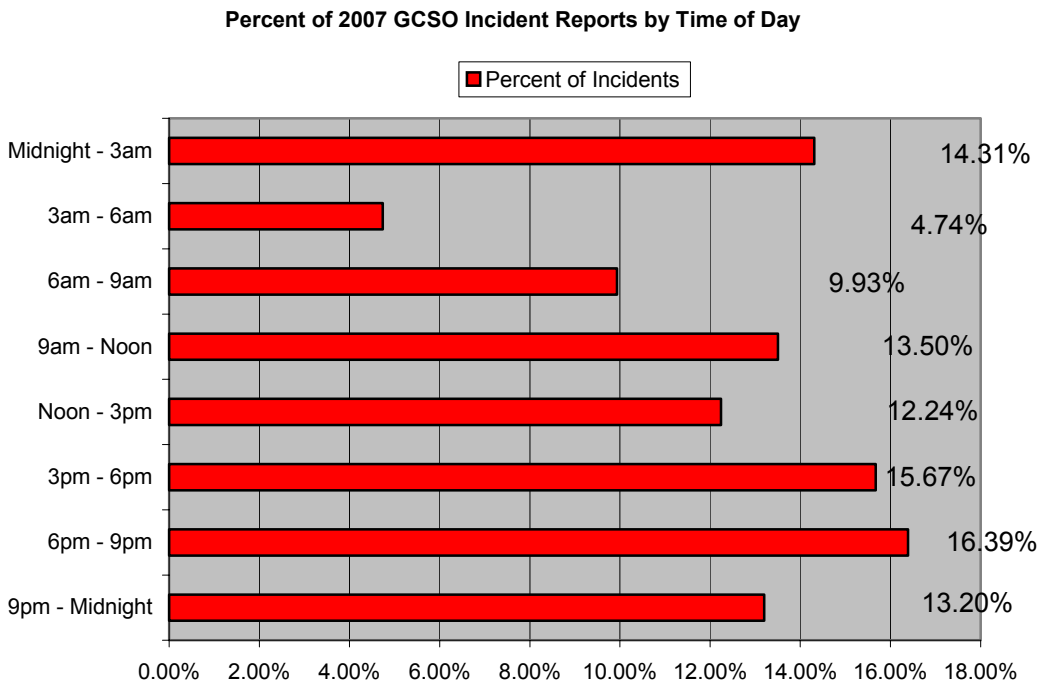
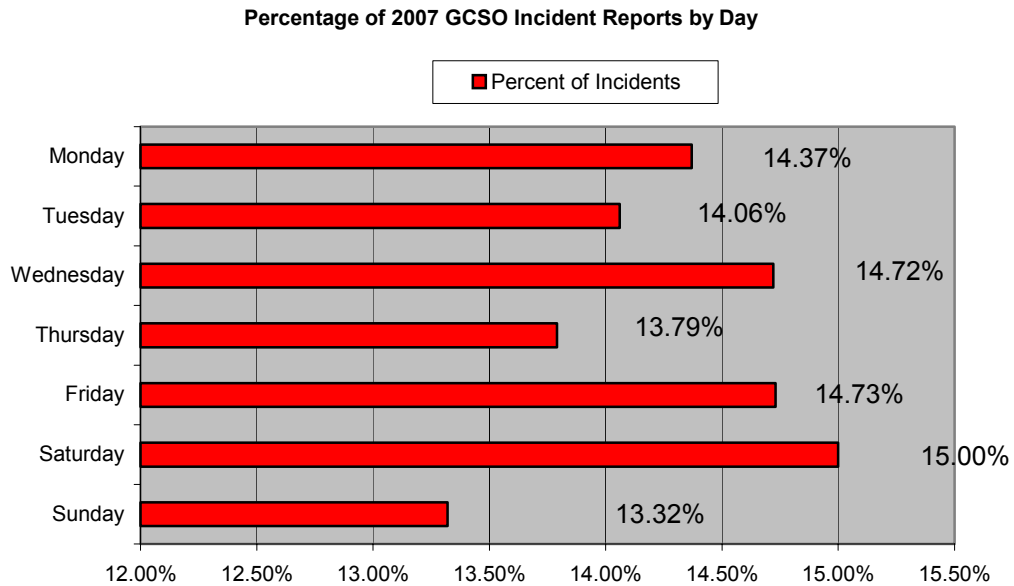
Source: Georgetown County Emergency Communications Center

The following is the average number of calls per day for the last seven years:

The average number of calls for service per day for 2001:	69 Calls for Service
The average number of calls for service per day for 2002:	76 Calls for Service
The average number of calls for service per day for 2003:	87 Calls for Service
The average number of calls for service per day for 2004:	80 Calls for Service
The average number of calls for service per day for 2005:	73 Calls for Service
The average number of calls for service per day for 2006:	79 Calls for Service
The average number of calls for service per day for 2007:	93 Calls for Service

Crime Analysis by Day and Time

The Georgetown County Sheriff's Office answers calls for service 7 days a week, 24 hours a day. The following is the percentage of 2007 GCSO incident reports by day of week and time of day:



Source: Georgetown County Sheriff's Office Visions Computer Software

Incidents Requiring Report

The Georgetown County Sheriff's Office filed **6,680** incident reports in 2007. A deputy files an incident report when a call for service is determined to be criminal, or the call requires documentation. Incident reports are classified by type of incident. There are 79 types of classifications for which an incident report can be filed.

Top 10 Classifications of Incident Reports

The top ten classifications of incidents at the Sheriff's Office for 2007 were:

Incident Classification	% of Total Incidents
1. Larceny*	16.2 %
2. Information Only*	13.7 %
3. Assaults*	12.3 %
4. Vandalism*	7.6 %
5. Burglary*	5.6 %
6. Intimidation*	5.6 %
7. Traffic*	5.2 %
8. Drug, Narcotic Violations*	4.3 %
9. White Collar Crime	3.6 %
10. Harassing Phone Calls	2.3 %

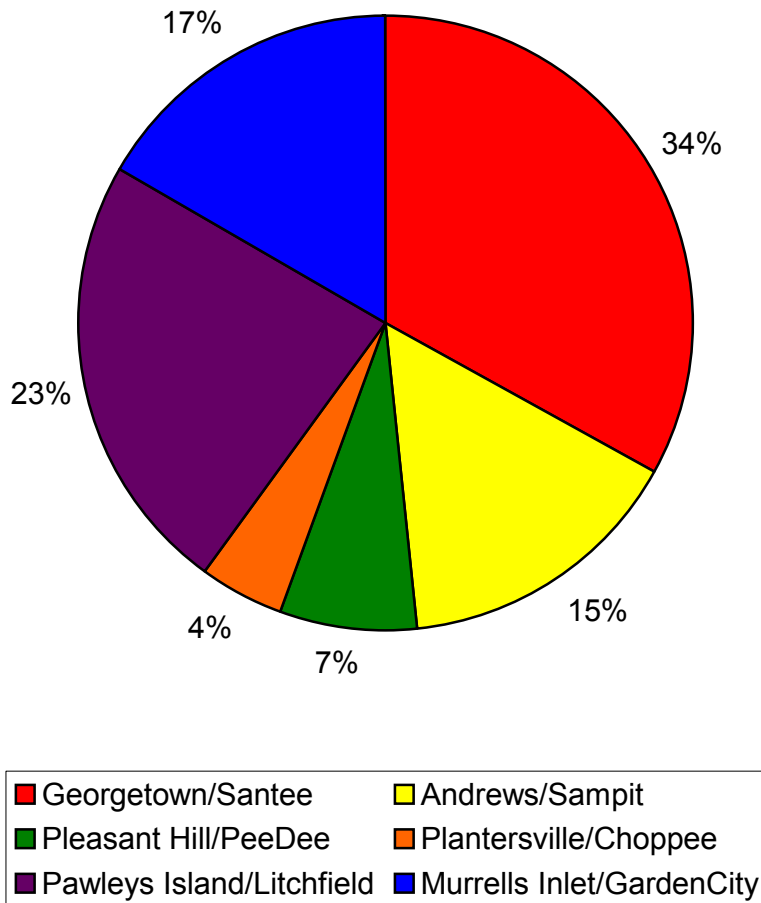
(*) Similar types of incidents among the 79 classifications have been combined

Source: Georgetown County Sheriff's Office Visions Computer Software

Incident Reports by Zones

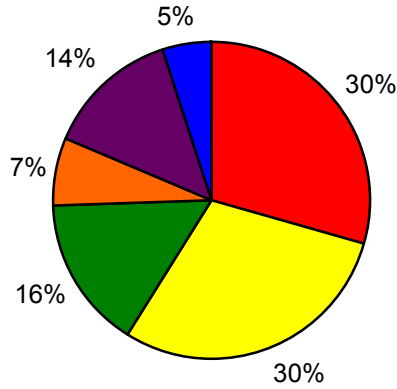
The Georgetown County Sheriff's Office has divided Georgetown County into 6 zones, which are: Zone 1-Georgetown / Santee area, Zone 2-Andrews/Sampit/Lambertown area, Zone 3-Pleasant Hill / Pee Dee area, Zone 4-Plantersville/Choppee area, Zone 5-Pawleys Island/Litchfield area, and Zone 6-Murrells Inlet/Garden City area. The following is a percentage breakdown of 6,680 incident reports in each zone:

Percent of 2007 Incident Reports by Zone

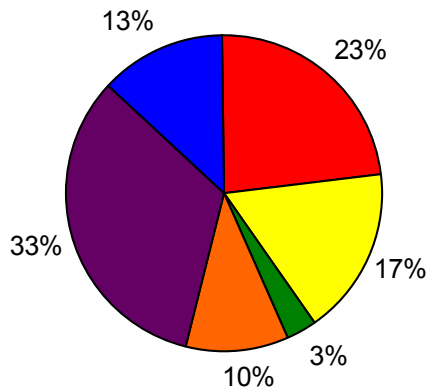


Source: Georgetown County Sheriff's Office Visions Computer Software

**2007 Rape Cases by Zone
44 Incidents**

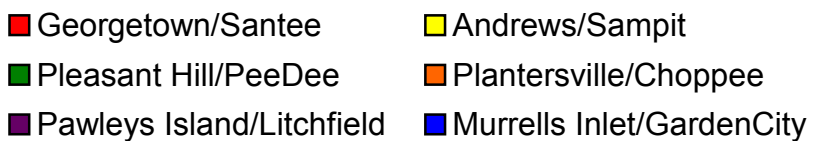
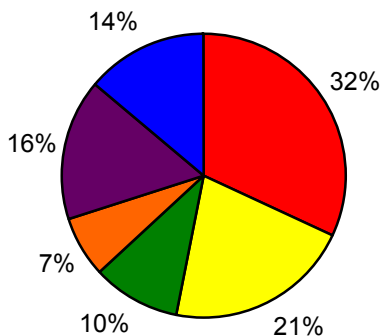


**2007 Robbery Cases by Zone
30 Incidents**


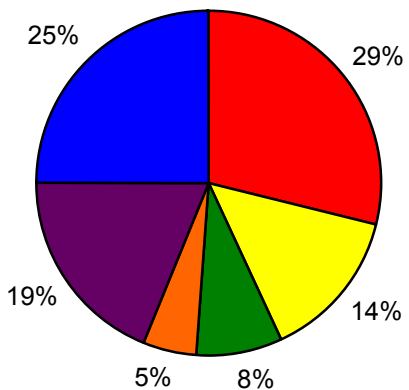


Source: Georgetown County Sheriff's Office Visions Computer Software

**2007 Reported Assault Cases by Zone
823 Incidents**

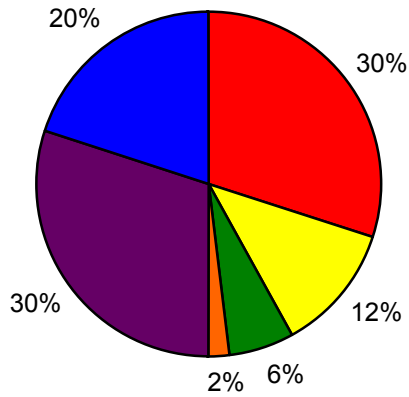


**2007 Reported Burglaries by Zone
376 Incidents**


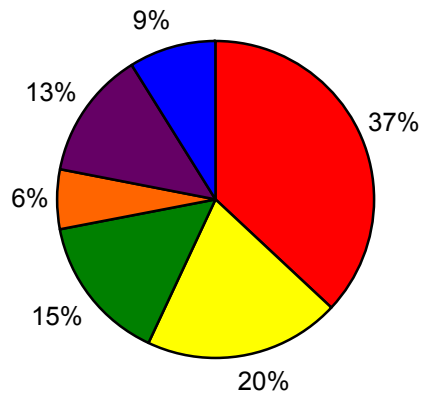


Source: Georgetown County Sheriff's Office Visions Computer Software

**2007 Reported Larceny Cases by Zone
1079 Incidents**

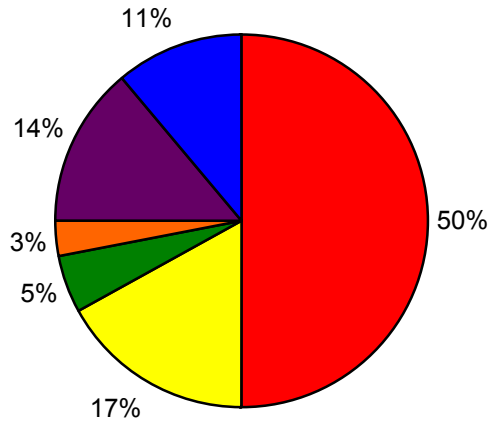


**2007 Reported Cases of Motor Vehicle Theft by Zone
142 Incidents**



Source: Georgetown County Sheriff's Office Visions Computer Software

2007 Reported Narcotic Cases by Zone
286 Incidents



Source: Georgetown County Sheriff's Office Visions Computer Software

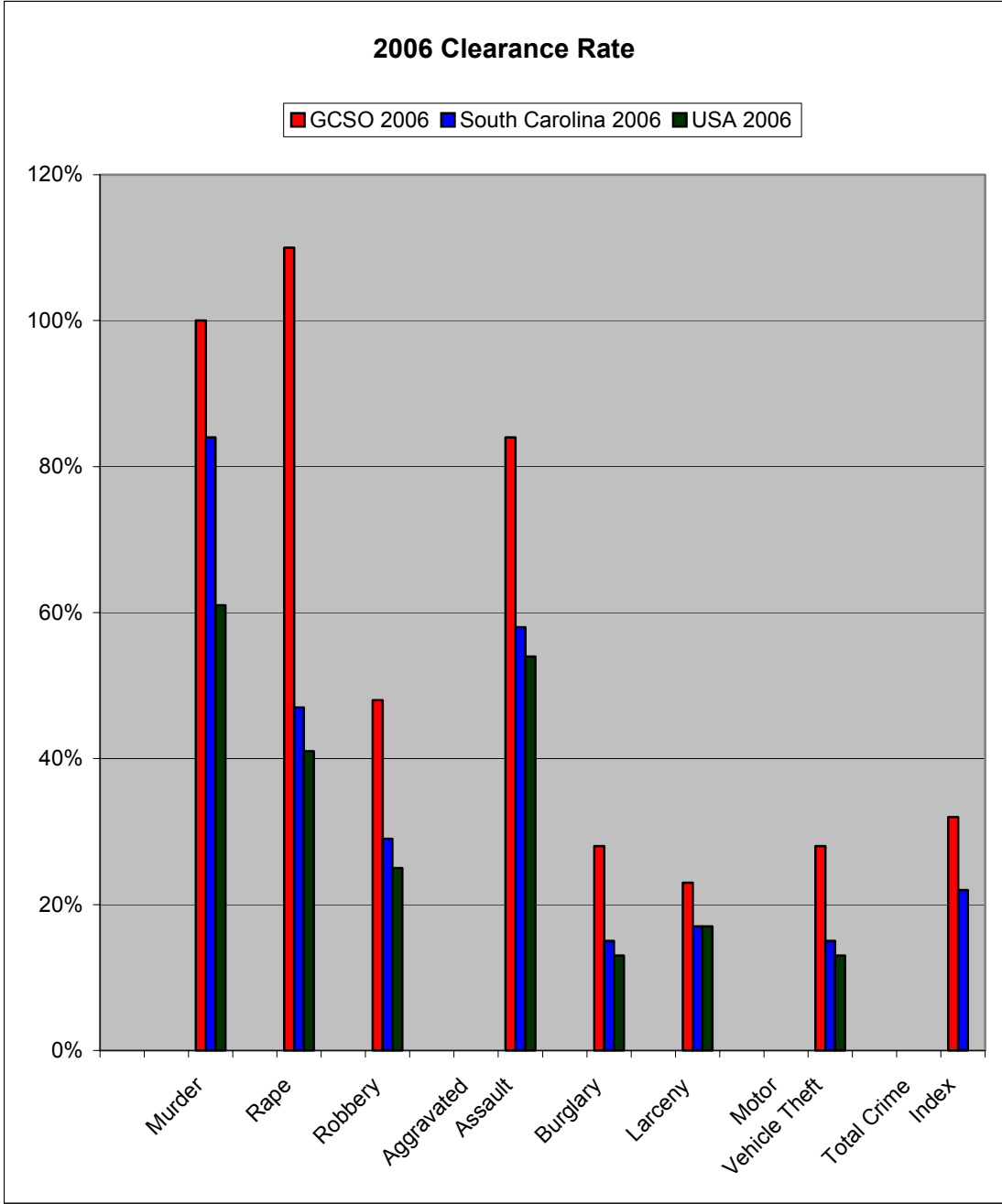
Crime Clearance Rates

Each year the Georgetown County Sheriff's Office (GCSO) reports to the S. C. Law Enforcement Division and The Federal Bureau of Investigation the number of crimes and the number of cases cleared in the specific categories listed below. The U.S. Department of Justice released the Year 2006 Crime Clearance Rates in October of 2007. The GCSO Crime Clearance rate was above the State of South Carolina and the National rate. Below is a comparison of the crime clearance rates:

<u>Crime</u>	<u>GCSO</u> 2006	<u>South Carolina</u> 2006	<u>USA</u> 2006
Murder	100.0%	84.0%	61.0%
Rape	110.0%	47.0%	41.0%
Robbery	48.0%	29.0%	25.0%
Aggravated Assault	84.0%	58.0%	54.0%
Violent Crime Index	81.0%	53.0%	44.0%
Burglary	28.0%	15.0%	13.0%
Larceny	23.0%	17.0%	17.0%
Motor Vehicle Theft	28.0%	15.0%	13.0%
Non-Violent Crime Index	25.0%	16.0%	16.0%
Total Crime Index	32.0%	22.0%	xxx%

xxx Data unavailable

Source: 2006 Uniform Crime Reports Provided by the U.S. Department of Justice and the South Carolina Law Enforcement Division



Source: 2006 Uniform Crime Reports Provided by the U.S. Department of Justice and the South Carolina Law Enforcement Division

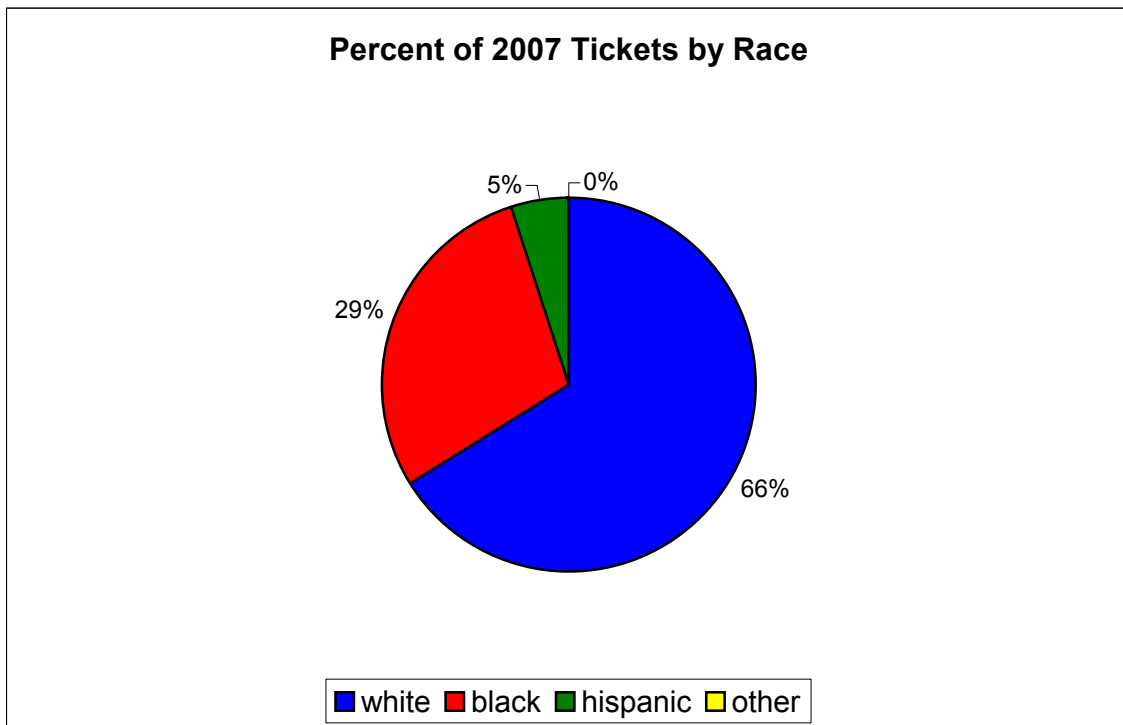
Traffic Tickets and Citations

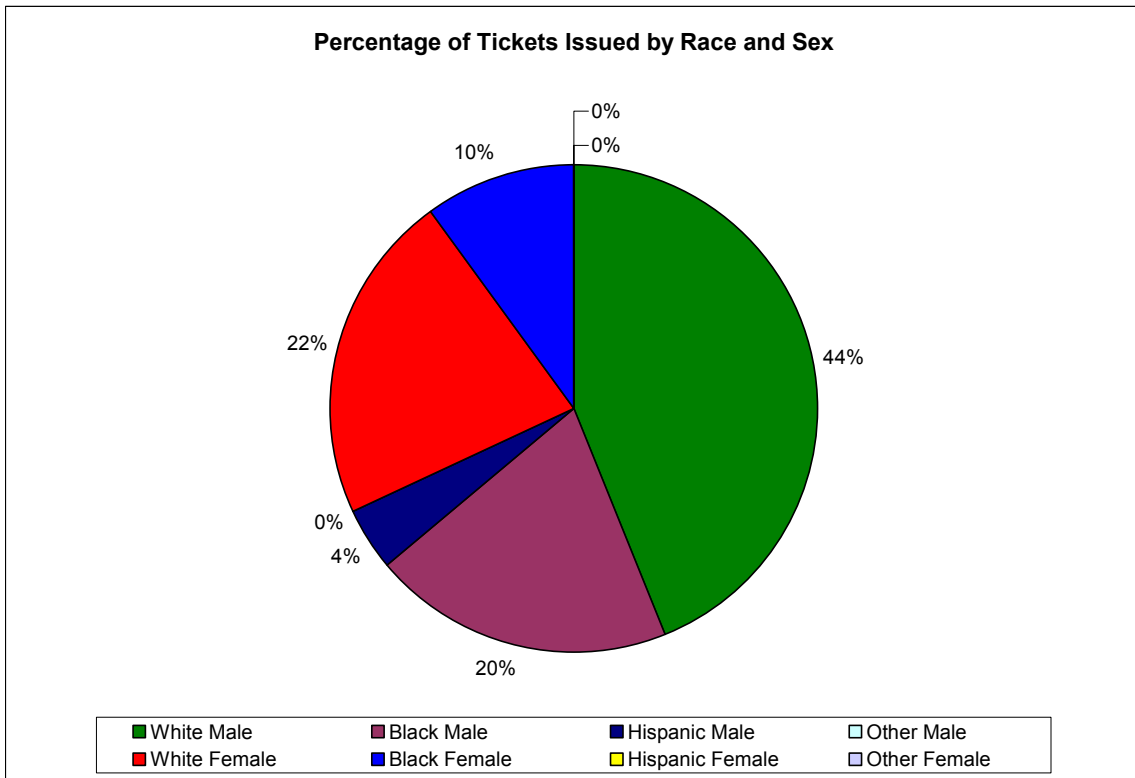
The Georgetown County Sheriff's Office issued over 4,500 citations on uniform traffic tickets in 2007. Traffic citations are issued for traffic violations, equipment violations, county ordinance violations, and some misdemeanor crimes. The Georgetown County Sheriff's Office began recording the race and gender of the violators issued citations during the year 2002.

The following is a comparison of the percent of the population in Georgetown County by race according to the 2000 U.S. Census and the percent of traffic citations (tickets) by race in 2007.

Race	Population yr 2000*	Number of Tickets
White	59.70%	65.8%
Black	38.60%	29.2%
Hispanic	1.60%	4.8 %
Other	0.80%	0.3 %

Source: Georgetown County Sheriff's Office Traffic Unit





Source: Georgetown County Sheriff's Office Traffic Unit

Warrant Unit Statistics

Warrants Received for Service

The Warrants Division received 3,806 arrest warrants to be served in 2007. The following is a list of the type and number of arrest warrants received in 2007:

	Received
Family Court Bench Warrants	317
Family Court Bench –DSS Warrants	03
General Sessions Court Bench Warrants	107
Georgetown County Criminal Warrants	1,119
Magistrate Bench Warrants	622
Other Jurisdiction Warrants	261
Violation of Check Law Warrants	1,373
Other Types of Warrants not Listed	<u>04</u>
Total Warrants Received	3,806

Source: Georgetown County Sheriff's Office Visions Computer Software

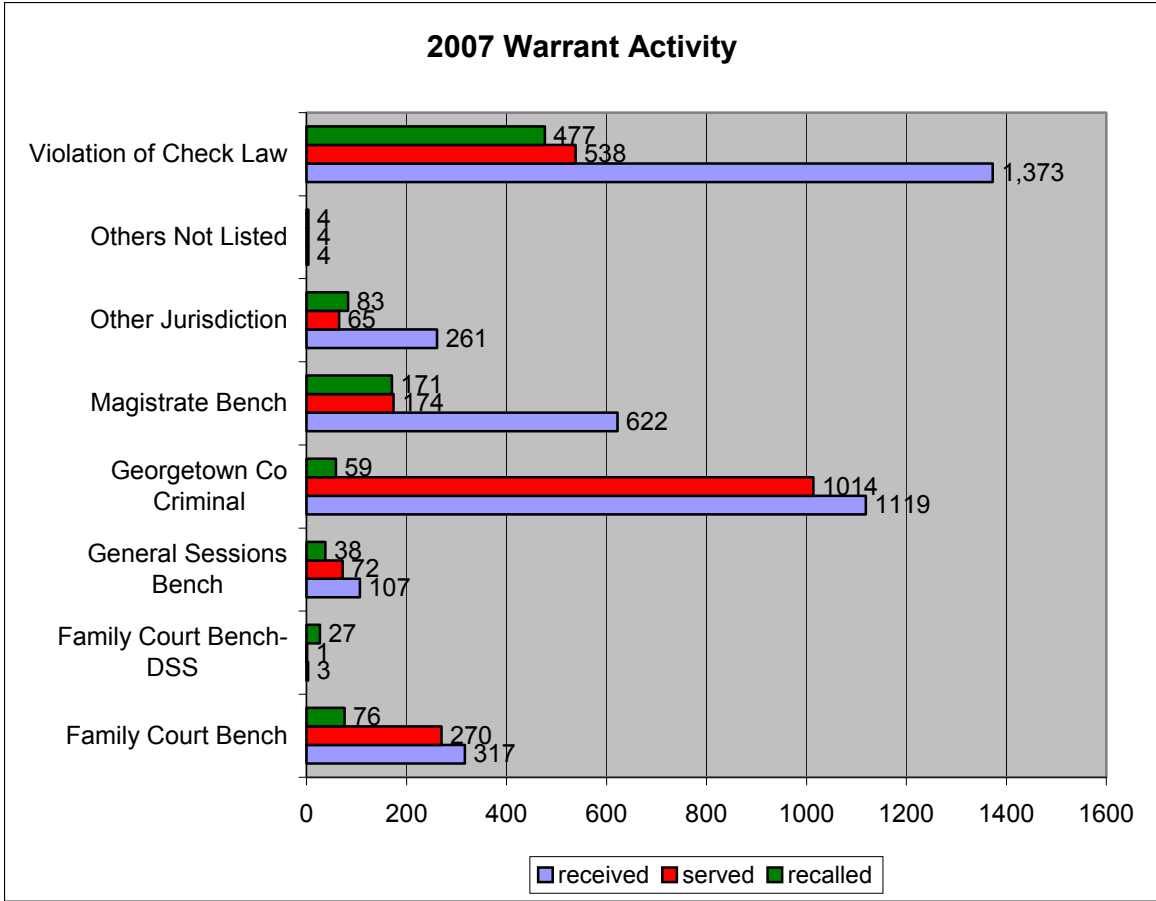
Warrant Service

The Georgetown County Sheriff's Office and the Warrants Division served **2,138*** arrest warrants and recalled 935 arrest warrants in 2007. The following are the number and type of arrest warrants served and recalled:

	Served	Recalled
Family Court Bench Warrants	270*	76*
Family Court Bench –DSS Warrants	01*	27*
General Sessions Court Bench Warrants	72*	38*
Georgetown County Criminal Warrants	1014*	59*
Magistrate Bench Warrants	174*	171*
Other Jurisdiction Warrants	65*	83*
Violation of Check Law Warrants	538*	477*
Other Types of Warrants not Listed	<u>04*</u>	<u>04*</u>
Total 2007 Warrants Received and Recalled	2,138*	935*

(*) Numbers do not include warrants issued before July 1999

Source: Georgetown County Sheriff's Office Visions Computer Software



Note: The number of warrants served does not include warrants that were received by the GCSO before July 1999 and served in 2007.

Source: Georgetown County Sheriff's Office Visions Computer Software

Drug Enforcement Unit Statistics

The Georgetown County Sheriff's Office investigated over 280 incidents of illegal drug activity in 2007. 278 records of seized or recovered illegal drugs were reported. Below is a list of type and amount of drugs seized:

119 records of Marijuana	Approximately	12.94	lbs
8 records of Marijuana Plants	Approximately	75.0	plants
88 records of Crack Cocaine	Approximately	175.91	gm
32 records of Cocaine	Approximately	397.89	gm
11 records of Heroin	Approximately	16.8	gm
19 records of other types	Various types of measurements		

Source: Georgetown County Sheriff's Office Visions Computer Software

Evidence Division Statistics

The Georgetown County Sheriff's Office Evidence Division secured, documented, and processed the following inventory in 2007:

Current inventory is 8,829 items of evidence
Received 1,511 items of evidence into inventory
Destroyed/disposed or returned 170 evidence items
Made 15 trips to SLED labs in Columbia, SC with evidence to be processed
Tested 311 packages of marijuana

Litter Control and Enforcement Statistics

The Litter Control and Enforcement Unit responded to 1,353 complaints involving litter and illegal dumping. The unit worked with violators and landowners to have numerous areas cleaned-up throughout the county. Thirty-one (31) complaints required violations to be written.

The Georgetown County Sheriff's Office Inmate Litter Control Crew collected 43.82 tons of litter along roadways and public lands in 2007.

Animal Control Statistics

In 2007, the GCSO Animal Control Unit responded to 2,106 calls for service and transported 292 animals to the Humane Society.

Office of Professional Standards Statistics

The Office of Professional Standards (OPS) investigated 17 complaints against Georgetown County Sheriff's Office Personnel in 2007. The investigations resulted in the following findings:

Not involved	1
Unfounded	6
Not sustained	4
Exonerated	5
Sustained	1
Investigation Current	<u>0</u>
Total	17

Georgetown County Sheriff's Office Command Staff also reviewed 34 "Use of Force/Pursuit" reports and forwarded one to be investigated by the office of Professional Standards.

Juvenile Crimes

Juveniles were identified as suspects in 341 cases in 2007. 249 cases cleared by arrest by the Georgetown County Sheriff's Office.

Georgetown County Emergency Communications Center

The Georgetown county Sheriff's Office began management of the Emergency Communications Center in January 2007. Below is the total number of calls dispatched for all agencies.

Total Calls--By Agency 2007

<u>Agency</u>	<u>Total Calls</u>
Georgetown Co. Sheriff's Office	33,971
Pawleys Island PD	522
Georgetown City PD	16,894
Andrews PD	4,761
Georgetown EMS	6,122
Midway Rescue	1,592
MIGC Rescue	1,142
Midway Fire	2,977
Georgetown Co. Fire	3,632
MIGC Fire	2,530
Georgetown City Fire	2,000
Andrews Fire	<u>189</u>
Total	76,332

Georgetown County Sheriff's Office Detention Center Statistics

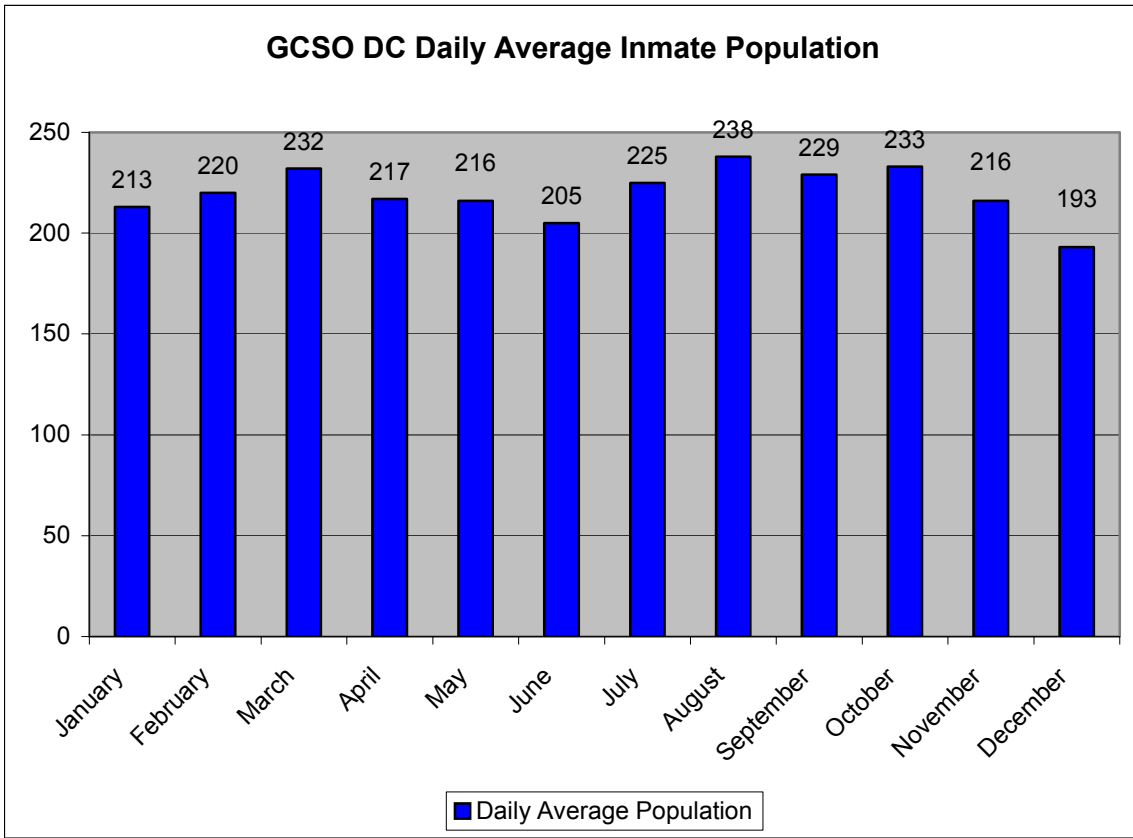
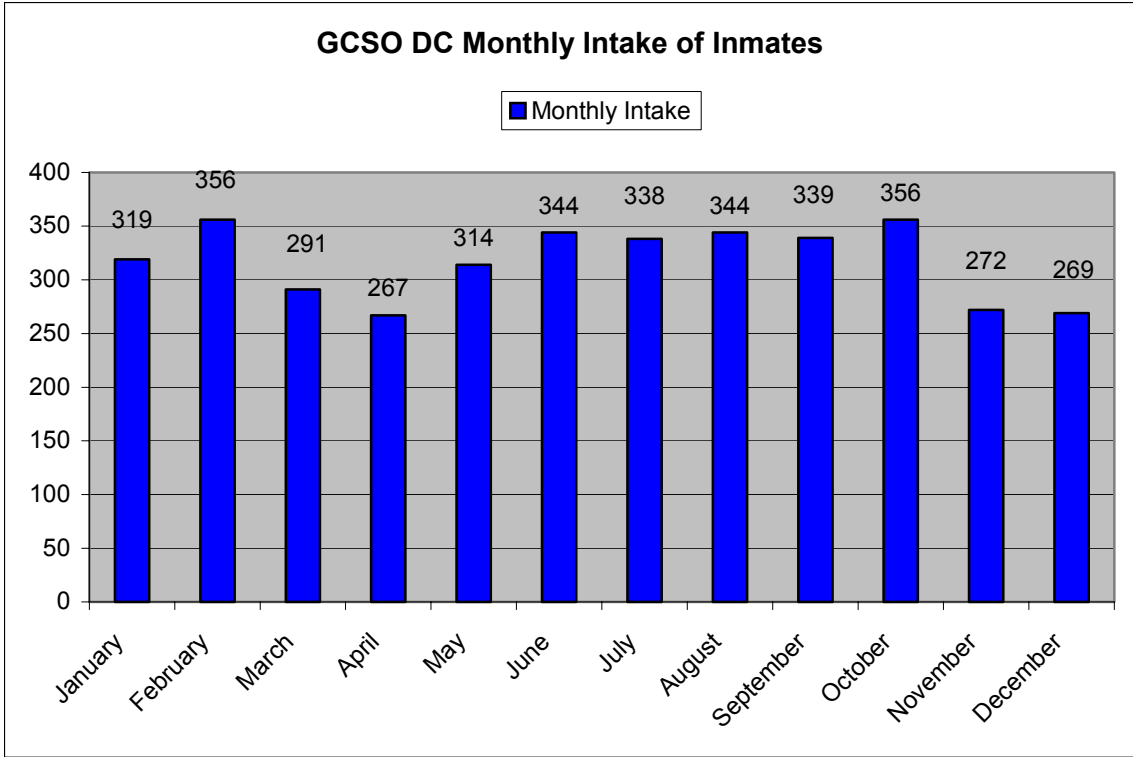
The Georgetown County Sheriff's Office (GCSO) Detention Center received and booked 3,809 inmates in 2007, a 1.0% decrease over 2006, for an average of 220 inmates a day. The GCSO Detention Center also housed state and federal prisoners, averaging 31 state inmates a month and 13 federal inmates a month.

Below is the breakdown of the monthly intake of inmates and daily average population (by month):

	<u>Monthly Intake</u>	<u>Daily Average Population</u>
January	319	213
February	356	220
March	291	232
April	267	217
May	314	216
June	344	205
July	338	225
August	344	238
September	339	229
October	356	233
November	272	216
December	269	193

Total inmate intake in 2007: **3,809**

Source: GCSO Detention Center



Source: GCSO Detention Center

VI. Year 2008 Outlook

The Georgetown County Sheriff's Office will continue to provide effective law enforcement with the available resources. The Sheriff's Office is committed to meeting the following challenges:

- Provide efficient and effective law enforcement services
- Continue to generate a high level of crime clearance rates
- Maintain low numbers of traffic fatalities through traffic enforcement
- Continue to manage the budget by practices which promote fiscal responsibility
- Continue the safe schools program
- Maintain high levels of drug enforcement by continuing partnerships with local, state, and federal agencies
- Maintain the litter enforcement and clean up program throughout the county
- Continue to expand the Community Oriented Policing (C.O.P.S.) Program by continuing to have all deputies perform C.O.P.S. duties
- Maintain readiness for hurricanes and other natural and man-made disasters
- Continue to manage the Homeland Security Program for Georgetown County
- Continue gang awareness programs
- Implement Beach Patrol Unit

The Georgetown County Sheriff's Office will meet the above challenges with the assistance and support of the citizens and government of Georgetown County.