

## APPENDIX A

### **TREE WELL ILLUSTRATION***(Amended Ord. 2018-20)*



Source: National Institute of Home Building

**APPENDIX A**

**TABLE 1. CALIPER TO HEIGHT RATIOS FOR DECIDUOUS TREES**

CALIPER IN INCHES	STANDARD SHADE TREES	SLOW GROWING TREES		SMALL UPRIGHT
	AVERAGE RANGE	MAXIMUM HEIGHT IN FEET	MINIMUM HEIGHT IN FEET	AVERAGE RANGE
5/16				2 TO 3
7/16				3 TO 4
9/16				4 TO 5
11/16				5 TO 6
7/8				6 TO 8
1/2 to 3/4	5 to 6	8	3.5	
3/4 to 1	6 to 8	10	4	
1 to 1 ¼	8 to 10	11	5.5	
1 ¼ to 1 ½	8 to 10	12	5.5	
1 ½ to 1 ¾	10 to 12	14	6.5	
1 ¾ to 2	10 to 12	14	6.5	
2 to 2 ½	12 to 14	16	8	
2 ½ to 3	12 to 14	16	8	
3 to 3 ½	14 to 16	18	9.5	
3 ½ to 4	14 to 16	18	9.5	
4 to 5	16 to 18	22	10.5	
5 to 6	18 and up	26	12	

**TABLE 2. HEIGHT TO SPREAD RATIOS FOR CONIFEROUS NURSERY TREES**

HEIGHT IN INCHES	SPREAD RANGE IN INCHES
12 to 15	8 to 12
15 to 18	9 to 15
18 to 24	12 to 18
24 to 30	15 to 21
30 to 36	18 to 24
36 to 48	21 to 30
48 to 60	30 to 36
60 to 72	36 to 48

Generally, the Height: Spread ratio should be no less than 2:1

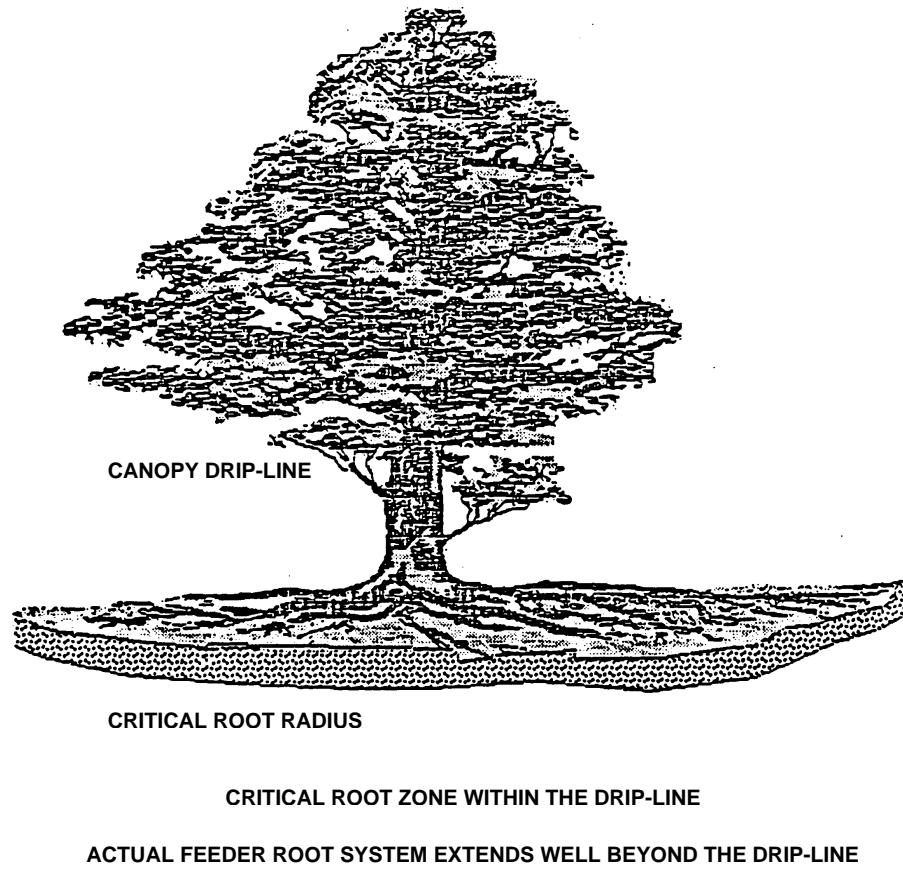
**APPENDIX A**

**TABLE 3. TREE REMOVAL GUIDE***(Amended Ord. 2021-23)*

	<b>Rural Overlay Zone</b>				<b>Urban Overlay Zone</b>			
	Occupied Single Family	Unoccupied Single Family	Non-Single Family	Infrastructure for Subdivision	Occupied Single Family	Unoccupied Single Family	Non-Single Family	Infrastructure for Subdivision
<b>Grand Tree 24” &amp; up</b>	Exempt (1302.1)	With Conditions (1302.2)	With Conditions (1302.2)	Prohibited	With Conditions (1303.4.1)	With Conditions (1301, 1302.2)	Prohibited	Prohibited
<b>Protected Tree 10” &amp; up</b>	Exempt (1302.1)	With Conditions (1302.2)	With Conditions (1302.2)	With Conditions (1301.7)	Exempt (1303.2)	With Conditions (1301, 1302.2)	With Conditions (1303.4.1)	With Conditions (1301.7)

**APPENDIX A**

**Figure 1. Typical Critical Root Zone**




APPENDIX A

**Figure 2. Active Protective Tree Fencing Detail**



**Figure 3. Alternative Protective Tree Fencing Detail**



APPENDIX A

Figure 4. Root Loss From Trenching vs. Tunneling

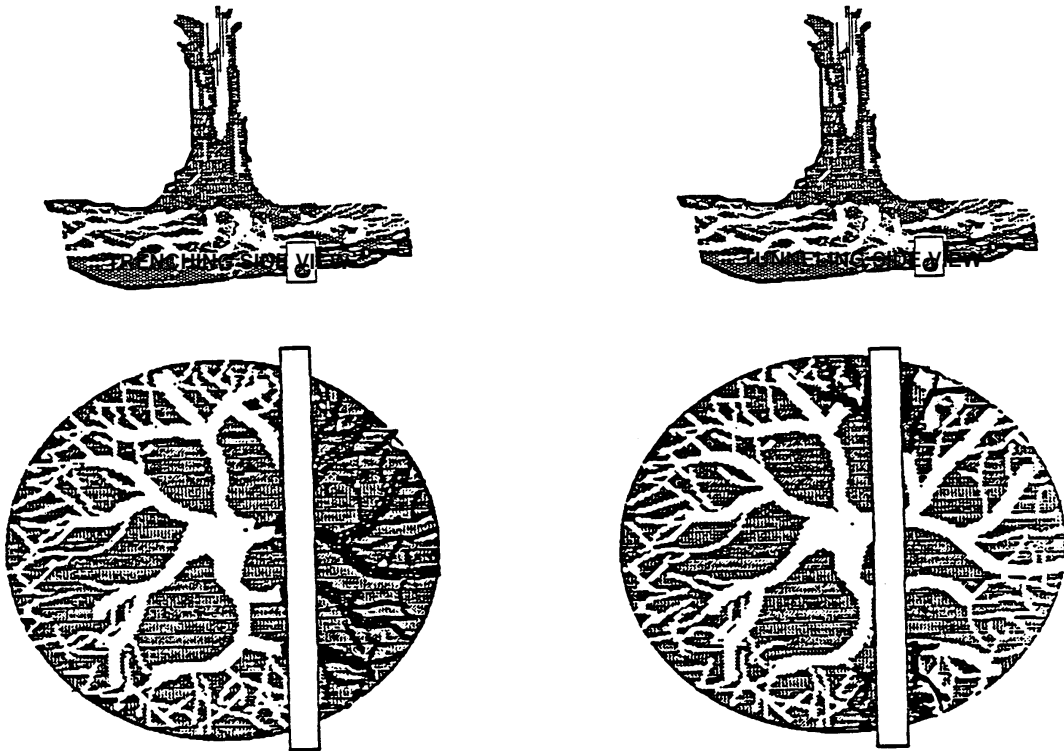


Figure 5. Trenching for Underground Utilities

TUNNELING CROSS-SECTION

